



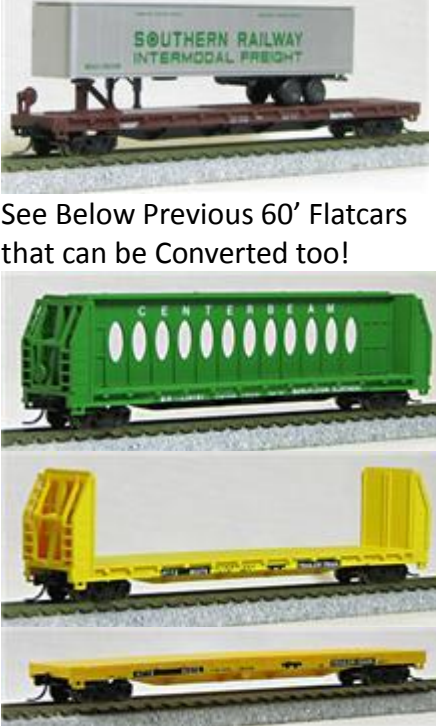















## TN-52, TN-53, TN-54 Fitting Guide 8/1/10





<p>Old Stock Numbers for this Series Shipped with Rapido Coupler Prior to August 1<sup>st</sup>, 2010</p> <hr/> <p>Shipped with Con-Cor Rigid Coupler after August 15<sup>th</sup>, 2010</p>	<p><i>Micro Trains</i><sup>®</sup> Installed</p>	<p>Description</p>	<p>Truck Fit</p>	<p>Compatible MT Coupler</p>	<p>Shim Yes/No</p>	<p>Shim Size</p>	<p>Shim Position</p>	<p>Pin/Screw</p>	<p>Comments</p>
<p>120601,120602,120604</p>	<p>14881-14883</p>	<p>89' FLAT TTX, WITH CONTAINER,</p>	<p>TN-54</p>	<p>MT 2001 (Short Pin)</p>	<p>No</p>	<p>N/A</p>	<p>N/A</p>	<p>Short Pin</p>	
<p>120603,120605,120606,120706</p>	<p>14891-14893</p>	<p>89' FLAT TTX, WITH TRAILER</p>	<p>TN-54</p>	<p>MT 2001 (Short Pin)</p>	<p>No</p>	<p>N/A</p>	<p>N/A</p>	<p>Short Pin</p>	
<p>1205A-1205D</p>	<p>14850</p>	<p>50'FLTCAR W/TRAIL WP</p>	<p>TN-53</p>	<p>MT 1015</p>	<p>Yes</p>	<p>Large Hole</p>	<p>Above</p>	<p>Old Split</p>	
<p>1207B-1207C</p>		<p>89'FLTCAR SP W/OOCL CONT</p>	<p>TN-54</p>	<p>MT 2001 (Short Pin)</p>	<p>No</p>	<p>N/A</p>	<p>N/A</p>	<p>Short Pin</p>	





<p>Old Stock Numbers for this Series Shipped with Rapido Coupler Prior to August 1<sup>st</sup>, 2010</p> <hr/> <p>Shipped with Con-Cor Rigid Coupler after August 15<sup>th</sup>, 2010</p>	<p><i>Micro Trains®</i> Installed</p>	<p>Description</p>	<p>Truck Fit</p>	<p>Compatible MT Coupler</p>	<p>Shim Yes/No</p>	<p>Shim Size</p>	<p>Shim Position</p>	<p>Pin/Screw</p>	<p>Comments</p>
<p>1241E-1241H</p>	<p>14910-15000</p>	<p>60'FLTCAR W/TRAIL</p>	<p>TN-53</p>	<p>MT 1015</p>	<p>Yes</p>	<p>Small Hole</p>	<p>Above</p>	<p>Short Pin</p>	 <p>See Below Previous 60' Flatcars that can be Converted too!</p>





<p>Old Stock Numbers for this Series Shipped with Rapido Coupler Prior to August 1<sup>st</sup>, 2010</p> <hr/> <p>Shipped with Con-Cor Rigid Coupler after August 15<sup>th</sup>, 2010</p>	<p><i>Micro Trains</i><sup>®</sup> Installed</p>	<p>Description</p>	<p>Truck Fit</p>	<p>Compatible MT Coupler</p>	<p>Shim Yes/No</p>	<p>Shim Size</p>	<p>Shim Position</p>	<p>Pin/ Screw</p>	<p>Comments</p>
1731-1743	15030-15035	52'COVERED HOP SANTA FE	TN-53	MT 1015	Yes	Large Hole	Below	Long Pin	
1760-1773	15091-15095	40'COVERED HOP (3-BAY PS-2)	TN-53	MT 1015	Yes	Large Hole	Below	Long Pin	
1950-1960	15121-15125	3-BAY COV HOP W/TR	TN-53	MT 1015	Yes	Large Hole	Below	Medium Pin	
100101-100108	14000-14007	40'STL BOX SANTA FE	TN-53	MT 1015	Yes	Small Hole	Above	Short Pin	

<p>Old Stock Numbers for this Series Shipped with Rapido Coupler Prior to August 1<sup>st</sup>, 2010</p> <hr/> <p>Shipped with Con-Cor Rigid Coupler after August 15<sup>th</sup>, 2010</p>	<p>Micro Trains® Installed</p>	<p>Description</p>	<p>Truck Fit</p>	<p>Compatible MT Coupler</p>	<p>Shim Yes/No</p>	<p>Shim Size</p>	<p>Shim Position</p>	<p>Pin/Screw</p>	<p>Comments</p>
<p>105100-105109</p>	<p>14030-14035</p>	<p>40'STL REEFER</p>	<p>TN-53</p>	<p>MT 1015</p>	<p>No</p>	<p>N/A</p>	<p>N/A</p>	<p>Short Pin</p>	
<p>115100-115104</p>	<p>14060</p>	<p>50'STL GONDOLA</p>	<p>TN-53</p>	<p>MT 1015</p>	<p>No</p>	<p>N/A</p>	<p>N/A</p>	<p>Old Split</p>	
<p>120100-120112</p>	<p>14090-14100</p>	<p>50'STL FLTCAR</p>	<p>TN-53</p>	<p>MT 1015</p>	<p>No</p>	<p>Large Hole</p>	<p>Below</p>	<p>Old Split</p>	
<p>125300-125313</p>	<p>14120-14127</p>	<p>BAY WINDOW CABOOSE</p>	<p>TN-52*</p>	<p>MT 1015</p>	<p>N/A</p>	<p>N/A</p>	<p>N/A</p>	<p>Old Split</p>	 <p>*Spacer below T-Shank, Talgo arm on trucks need cutting</p>



<p>Old Stock Numbers for this Series Shipped with Rapido Coupler Prior to August 1<sup>st</sup>, 2010</p> <hr/> <p>Shipped with Con-Cor Rigid Coupler after August 15<sup>th</sup>, 2010</p>	<p><i>Micro Trains</i><sup>®</sup> Installed</p>	<p>Description</p>	<p>Truck Fit</p>	<p>Compatible MT Coupler</p>	<p>Shim Yes/No</p>	<p>Shim Size</p>	<p>Shim Position</p>	<p>Pin/Screw</p>	<p>Comments</p>
<p>126100-126113</p>	<p>14151-14159</p>	<p>EXT VISION CAB</p>	<p>TN-53*</p>	<p>MT 1015</p>	<p>N/A</p>	<p>N/A</p>	<p>N/A</p>	<p>Old Split</p>	<p> *Spacer below T-Shank, Talgo arm on trucks need cutting</p>
<p>126205-126214</p>	<p>14181-14182</p>	<p>WD-SIDE CABOOSE</p>	<p>TN-52*</p>	<p>MT 1015</p>	<p>N/A</p>	<p>N/A</p>	<p>N/A</p>	<p>Old Split</p>	<p> *Spacer below T-Shank, Talgo arm on trucks needs cutting</p>
<p>135100-135108</p>	<p>14270-14271</p>	<p>40'WD RFR</p>	<p>TN-52</p>	<p>MT 1015</p>	<p>Yes</p>	<p>Small Hole</p>	<p>Above</p>	<p>Short Pin</p>	<p></p>




<p>Old Stock Numbers for this Series Shipped with Rapido Coupler Prior to August 1<sup>st</sup>, 2010</p> <hr/> <p>Shipped with Con-Cor Rigid Coupler after August 15<sup>th</sup>, 2010</p>	<p><i>Micro Trains</i><sup>®</sup> Installed</p>	<p>Description</p>	<p>Truck Fit</p>	<p>Compatible MT Coupler</p>	<p>Shim Yes/No</p>	<p>Shim Size</p>	<p>Shim Position</p>	<p>Pin/ Screw</p>	<p>Comments</p>
41204	15211-15216	50' EXPRESS BXCAR	TN-53	MT 1015	Yes	Small Hole	Above	Short Pin	
147100-147109	14330-14337	50'RIB-SIDE BOX	TN-53	MT 1015	Yes	Small Hole	Above	Short Pin	
148100-148102	14360	50'AUTO BOX (DOUBLE DOOR)	TN-53	MT 1015	Yes	Small Hole	Above	Short Pin	
148200-148211	14820-14836	57'MECH REEFER	TN-53	MT 1015	Yes	Small Hole	Above	Long Pin	

<p>Old Stock Numbers for this Series Shipped with Rapido Coupler Prior to August 1<sup>st</sup>, 2010</p> <hr/> <p>Shipped with Con-Cor Rigid Coupler after August 15<sup>th</sup>, 2010</p>	<p><i>Micro Trains</i><sup>®</sup> Installed</p>	<p>Description</p>	<p>Truck Fit</p>	<p>Compatible MT Coupler</p>	<p>Shim Yes/No</p>	<p>Shim Size</p>	<p>Shim Position</p>	<p>Pin/ Screw</p>	<p>Comments</p>
1749-1759	15061-15068	40'PLYWD BXCAR	TN-53	MT 1015	Yes	Small Hole	Above	Short Pin	
175101-175117	14480-14493	75T 4-BAY HOP	TN-52	MT 1015	Yes	Large Hole	Below	Long Pin	
176100-176106	14571-14573	LONG PIN. HOPPER	TN-53	MT 1015	Yes	Small Hole	Above	Short Pin	
557000-557004	14600-14604	60' DD GRNVL	TN-53	MT 1015	Yes	Large Hole	Above	Post and Screw	

<p>Old Stock Numbers for this Series Shipped with Rapido Coupler Prior to August 1<sup>st</sup>, 2010</p> <hr/> <p>Shipped with Con-Cor Rigid Coupler after August 15<sup>th</sup>, 2010</p>	<p><i>Micro Trains</i><sup>®</sup> Installed</p>	<p>Description</p>	<p>Truck Fit</p>	<p>Compatible MT Coupler</p>	<p>Shim Yes/No</p>	<p>Shim Size</p>	<p>Shim Position</p>	<p>Pin/Screw</p>	<p>Comments</p>
555600-555616	14630-14633	86' HI-CUBE BXCAR	TN-54	MT 2001 (Short Pin)	Yes	Small Hole	Above	Short Pin	
555650-555664	14660-14674	86'HI-CUBE DPD	TN-54	MT 2001 (Short Pin)	Yes	Large Hole	Below	Short Pin	
602000-602011		CRANE W/FLAT CAR							Out of stock
556301-556304	15151-15152	60'TANK CAR TANK TRAIN	TN-53	MT 1015	Yes	Large Hole	Below	Short Pin	
160300-160306	14450-14451	56'TANK	TN-53	MT 1015	No	N/A	N/A	Short Pin	 <p>Bolster area needs to be modified. Please see "ConTank.pdf" for instructions.</p>



<p>Old Stock Numbers for this Series Shipped with Rapido Coupler Prior to August 1<sup>st</sup>, 2010</p> <hr/> <p>Shipped with Con-Cor Rigid Coupler after August 15<sup>th</sup>, 2010</p>	<p><i>Micro Trains®</i> Installed</p>	<p>Description</p>	<p>Truck Fit</p>	<p>Compatible MT Coupler</p>	<p>Shim Yes/No</p>	<p>Shim Size</p>	<p>Shim Position</p>	<p>Pin/Screw</p>	<p>Comments</p>
<p>160201-160203</p>	<p>14420-14423</p>	<p>46'FUN TANK</p>	<p>TN-53</p>	<p>MT 1015</p>	<p>No</p>	<p>N/A</p>	<p>N/A</p>	<p>Short Pin</p>	 <p>Bolster area needs to be modified Please see "ConTank.pdf" for instructions.</p>
<p>160100-160108</p>	<p>14390-14398</p>	<p>40'FUNNEL TANK</p>	<p>TN-53</p>	<p>MT 1015</p>	<p>No</p>	<p>N/A</p>	<p>N/A</p>	<p>Short Pin</p>	 <p>Bolster area needs to be modified Please see "ConTank.pdf" for instructions.</p>

<p>Old Stock Numbers for this Series Shipped with Rapido Coupler Prior to August 1<sup>st</sup>, 2010</p> <hr/> <p>Shipped with Con-Cor Rigid Coupler after August 15<sup>th</sup>, 2010</p>	<p><i>Micro Trains</i><sup>®</sup> Installed</p>	<p>Description</p>	<p>Truck Fit</p>	<p>Compatible MT Coupler</p>	<p>Shim Yes/No</p>	<p>Shim Size</p>	<p>Shim Position</p>	<p>Pin/Screw</p>	<p>Comments</p>
<p>175201-175211</p>	<p>N/A</p>	<p>2-BAY HOP</p>	<p>TN-53</p>	<p>MT 1015</p>	<p>Yes</p>	<p>Large Hole</p>	<p>Below</p>	<p>Medium Pin</p>	
<p>603001-603038</p>	<p>14690-14701</p>	<p>AUTO RACK CAR</p>	<p>TN-54</p>	<p>MT 2001 (Short Pin)</p>	<p>Yes</p>	<p>Both</p>	<p>Both</p>	<p>Short Pin</p>	 <p>Small Hole shim goes above and Large Hole shim below</p>
<p>603100-603113</p>	<p>14721-14733</p>	<p>STACK CAR W/CONT</p>	<p>TN-53</p>	<p>MT 1015</p>	<p>Yes</p>	<p>Large Hole</p>	<p>Above</p>	<p>Short Pin</p>	 <p>Tank under car needs to be modified. <i>Please see instructions "ConGun.pdf" for needed modification.</i></p>

**Guide:**

- “Above” in “Shim Position” column means that the shim goes above the truck.
- “Below” in “Shim Position” column means the shim goes under the truck.
- “Short Pin, Medium Pin, or Long Pin” in the “Pin/Screw” column means that the car uses push pins.

**Push pin sizes are measured from “tip of top” to “tip of bottom” as shown below.**



<b>Push Pin Sizes</b>	
<b>Short Pin Length</b>	<b>.223 inches</b>
<b>Medium Pin Length</b>	<b>.240 inches</b>
<b>Long Pin Length</b>	<b>.258 inches</b>

